


Unique and Innovative Design

PROTECTOR


Longer Blade Life

Prevents tooth breakage, virtually eliminating excessive tooth stripping due to the domino effect when cutting structural materials.



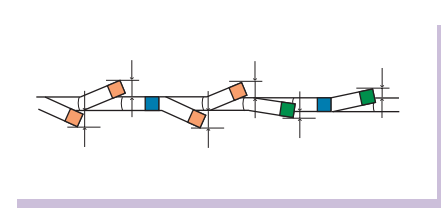
Faster Cutting Rate

Withstands the shock of interrupted cuts, allowing for heavier penetration for faster cutting rates.



Set Design

The broaching style set pattern was designed to eliminate pinching, therefore preventing the blade from binding in the cut.



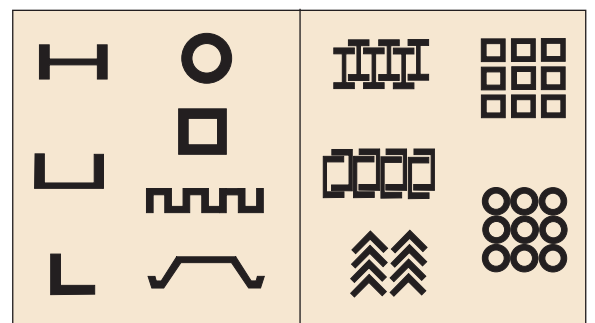
Amada reserves the right to change specifications and/or accessories at any time without prior notice.

specifications

Blade Size	Pitch
3/4" x 0.035"	4/6P
1" x 0.035"	3/4P - 4/6P
1 1/4" x 0.042"	3/4P - 4/6P
1 1/2" x 0.050"	2/3 & 2/3WS 3/4P - 3/4P WS - 4/6P
2" x 0.063"	2/3 & 2/3WS 3/4P - 3/4P WS - 4/6P
2 5/8" x 0.063"	2/3 & 2/3WS - 3/4P

WS=Wide Set

applications



AMADA CUTTING TECHNOLOGIES, INC.
 14849 E. Northam Street • La Mirada, CA 90638
Phone: (800)877-4SAW / (714)670-1704
Fax: (714)670-2017
URL: www.amadabandsaw.com

